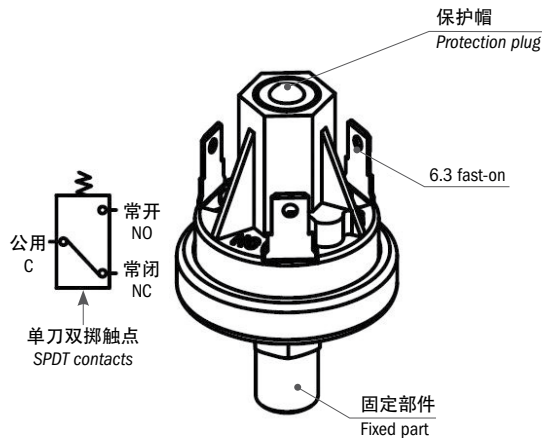
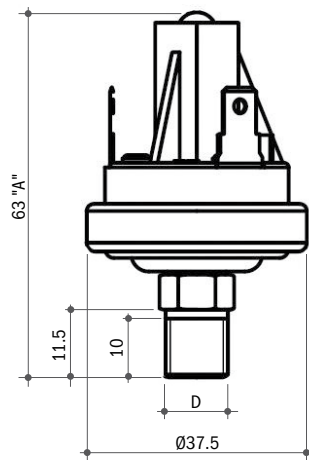


插片端子配置 (F)
Push-on terminals execution (F)



螺钉端子 (M)
Screws terminals execution (M)



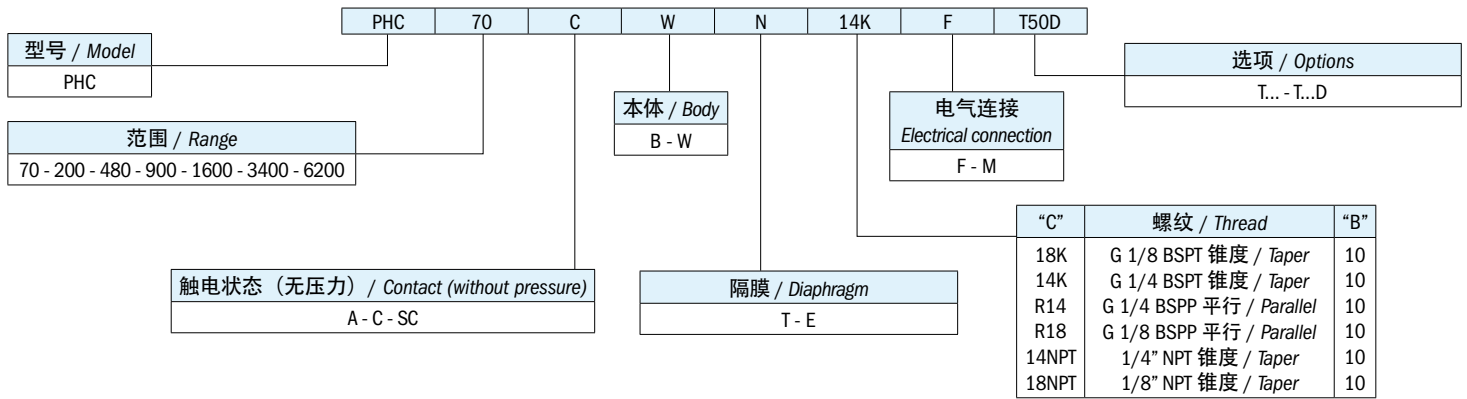
| | | | |
|--------------|--|-------------------------------|--|
| 最大电压 | 240 Vac | Max. voltage | 240 Vac |
| 电阻电流强度 | 4 A @ 24 Vdc/8 A @ 12 Vdc/15 A @ 6 Vdc | Switching resistive currents | 4 A @ 24 Vdc/8 A @ 12 Vdc/15 A @ 6 Vdc |
| 感应电流强度 | 0.5 A @ 240 Vac/1 A @ 120 Vac | Switching inductive currents | 0.5 A @ 240 Vac/1 A @ 120 Vac |
| 温度范围 | -40°C...+120°C | Temperature range | -40°C to +120°C |
| 25°C时的最大循环速率 | 30/分钟 (膜片式) | Max. cycle rate at 25°C | 30/min. (diaphragm type) |
| 防护端子 | IP 00 | Protection (terminals) | IP 00 |
| 带保护帽30的防护 | IP54 (插片端子配置) | Protection with CAP. 30 | IP 54 (push-on terminal execution) |
| 带保护帽31的防护 | IP54 (螺钉端子配置) | Protection with CAP. 31 | IP 54 (screws terminals execution) |
| 开关外壳 | 玻璃纤维 | Switch housing | Glass reinforced polyester |
| 型密封圈 | 丁腈橡胶 | Seal | NBR |
| 机械寿命 | 10 ⁶ 操作 | Mechanical life | 10 ⁶ operations |
| 推荐紧固扭矩 | 见第3页 | Recommended tightening torque | see page 3 |

保护帽 / PROTECTION CAPS

防护等级 IP 54 / IP 54 PROTECTION



如何订购 / HOW TO ORDER



SPIEGAZIONE DELLE SIGLE DI ORDINAZIONE / ORDERING INFORMATION

| | |
|---------------------|--|
| PHC | 可调节的低压压力控制器 |
| 触点状态 | A 常开触点 C 常闭触点 SC 切换 (快动作) 单刀双掷 |
| 本体材料 (见一般规格) | B 黄铜 W 316不锈钢, 根据要求提供 |
| 可用膜片 | T 特氟龙 E 三元乙丙橡胶 (EPDM) (仅适用于PHC70至PHC900) |
| 可用螺纹 | 18K G 1/8 BSPT 锥度 14K G 1/4 BSPT 锥度 R14 G 1/4 BSPP 平行 R18 G 1/8 BSPP 平行 14NPT 1/4" NPT 锥度 18NPT 1/8" NPT 锥度 |
| 电气连接 | F 插片端子配置 M 螺钉端子配置 |
| 选项 | T... 调节向上设定点到所需值 (例如: T500 在500毫巴时进行上升设定点调节) T...D 调节向下设定点到所需值 (例如: T700D 在700毫巴时进行下降设定点调节) |

| | |
|---|--|
| PHC | Adjustable pressure switches for low pressure |
| Contact type | A NO normally open C NC normally closed SC Change over (snap action) SPDT |
| Body material (see general specifications) | B Brass W S.s. 316 on request |
| Available diaphragm | T Teflon E EPDM (available only from PHC70 to PHC900) |
| Available threads | 18K G 1/8 BSPT taper 14K G 1/4 BSPT taper R14 G 1/4 BSPP parallel R18 G 1/8 BSPP parallel 14NPT 1/4" NPT taper 18NPT 1/8" NPT taper |
| Electrical connection | F Push-on terminals execution M Screws terminals execution |
| Options | T... Set-point rising to the required value (ex. T500 rising set-point adjustment at 500 mbar) T...D Set-point falling to the required value (ex. T700D falling set-point adjustment at 700 mbar) |

一般规格 / GENERAL SPECIFICATIONS

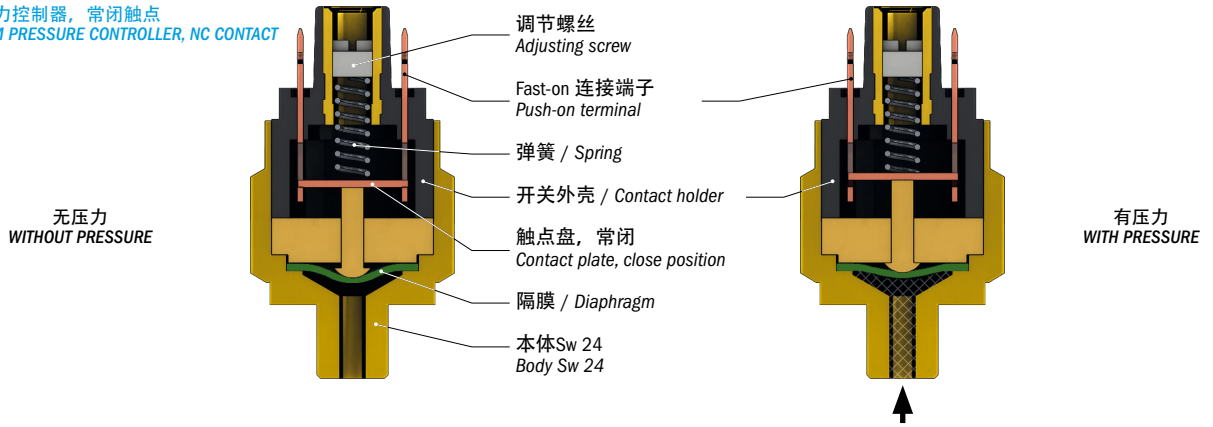
| 型号 MODEL | 调整的相对压力范围 ADJUSTMENT RELATIVE PRESSURE RANGE mbar | 尺寸 DIMENSIONS "A" mm | 最大静压 MAX. STATIC PRESSURE bar | | 25°C时最大固定磁滞 MAX. FIXED HYSTERESIS AT 25°C mbar | 25°C 时公差 TOLERANCE AT 25°C mbar | 配置 EXECUTION |
|-------------|---|----------------------------|-------------------------------------|--|--|--|-----------------|
| | | | 黄铜配置本体 BRASS BODY EXECUTION | 316不锈钢配置 本体 S.S. 316 BODY EXECUTION | | | |
| PHC 70 | 35 - 70 | 63 | 30 | 30 | 10 | 20 | 膜片 Diaphragm |
| PHC 200 | 70 - 200 | 63 | 30 | 30 | 20 | 35 | |
| PHC 480 | 200 - 480 | 63 | 30 | 30 | 50 | 70 | |
| PHC 900 | 480 - 900 | 63 | 30 | 30 | 100 | 140 | |
| PHC 1600 | 900 - 1600 | 63 | 30 | 30 | 150 | 210 | |
| PHC 3400 | 1600 - 3400 | 63 | 30 | 30 | 300 | 350 | |
| PHC 6200 | 3400 - 6200 | 63 | 30 | 30 | 600 | 500 | |

Elettrotec保留未经事先通知更改产品技术数据或暂停生产的权利。该压力控制器触点受到强烈冲击或震动时可能会被损坏。用户有责任对我们的产品是否适合特定应用进行测试, 例如, 材料的兼容性测试。仅在现场试验中得到证实的使用才是适当的。该样本中的技术信息基于产品开发过程中的测试和经验值的积累, 他们可能并不适用于所有情况。

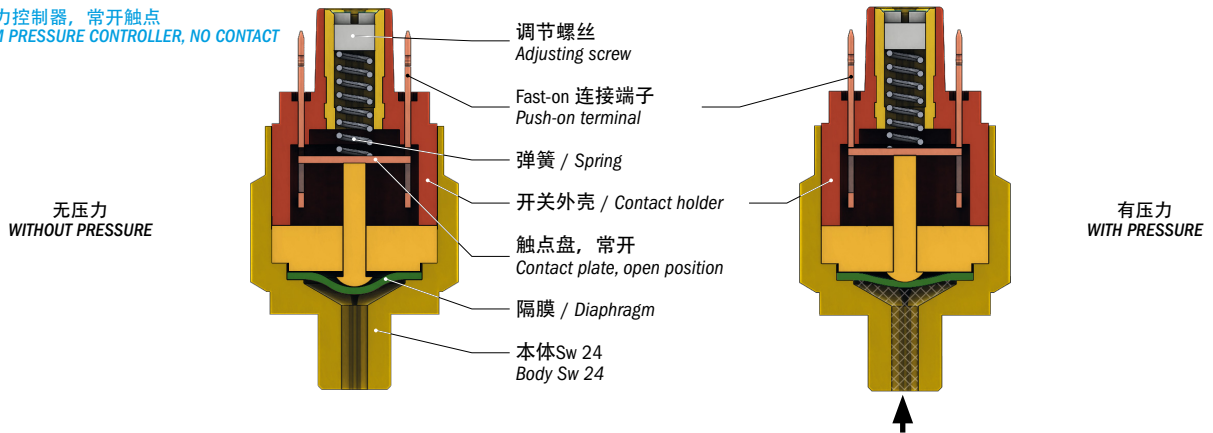
Elettrotec reserves the right to technical data of change to the products or halt production without prior notice. The pressure controller contacts can be damaged when subject to strong shocks or high vibration. It is the responsibility of the user to test the suitability of our products for the particular application, for example, the verification of material compatibility. The use may only be appropriate if proven in field tests. The technical information in this catalogue are based on tests made during product development and based on empirically gathered values. They may not be applicable in all cases.

常规技术参数 GENERAL TECHNICAL DATA

隔膜式压力控制器，常闭触点
DIAPHRAGM PRESSURE CONTROLLER, NC CONTACT



隔膜式压力控制器，常开触点
DIAPHRAGM PRESSURE CONTROLLER, NO CONTACT



建议紧固力矩 / RECOMMENDED TIGHTENING TORQUES

| 黄铜 / Brass | | 镀锌钢 Zinc plated steel | | 316不锈钢 / S.s. 316 | |
|--------------|--|--------------------------|--|-------------------|--|
| 螺纹 Thread | 建议紧固力矩* Recommended tightening torque Nm | 螺纹 Thread | 建议紧固力矩* Recommended tightening torque Nm | 螺纹 Thread | 建议紧固力矩* Recommended tightening torque Nm |
| R18 | 17 | R18 | 22 | R18 | 24 |
| 18K | 17 | 18K | 22 | 18K | 24 |
| 18NPT | 17 | 18NPT | 22 | 18NPT | 24 |
| 5/8UNF | 30 | 5/8UNF | 40 | 5/8UNF | 45 |
| R12 | 40 | R12 | 55 | R12 | 60 |
| R14 | 25 | R14 | 35 | R14 | 40 |
| 14K | 25 | 14K | 35 | 14K | 40 |
| 14NPT | 25 | 14NPT | 35 | 14NPT | 40 |
| M10 | 18 | M10 | 25 | M10 | 30 |
| M12 | 23 | M12 | 32 | M12 | 35 |
| 10K | 18 | 10K | 25 | 10K | 30 |
| 34K | 50 | 34K | 70 | 34K | 80 |

电气触点分类 / ELECTRICAL CONTACTS APPLIED













| 触点材料 / Contacts | | | DIN-EN-60947-5-1 标准 Standard DIN-EN-60947-5-1 | IEC60617电气符号 Symbol IEC 60617 |
|-----------------|---|--------------|--|-------------------------------------|
| NO | NO 常开 NO normally open | 单刀单掷 SPST | X | |
| NC | NC 常闭 NC normally closed | 单刀单掷 SPST | Y | |
| SC | SC 可切换 CO change over (snap action) | 单刀双掷 SPDT | C | |

* 不适当的扭矩可能会影响开关的机械寿命。相关法规以多种方式表达。通过改变用于制造开关本体的材料类型，也将改变紧固扭矩。

* Improper torque may affect the mechanical life of the switch. The relevant legislation has been expressed in various ways. By varying the type of material used to make the switch body, will also vary the tightening torque.

压力控制器 / PRESSURE CONTROLLERS

电气保护 ELECTRIC PROTECTIONS

| | | PMN | PMM | PM250 | MS | PS | PSM PSP | PMC PMC...D | PPC PPCF | PPC...D PPCF...D | PML | PPL | PSK | MPS | PHP | PHC |
|--|--|-----|-----|-------|----|----|------------|----------------|-------------|---------------------|-----|-----|-----|-----|-----|-----|
| 页 / Page | | 9 | 11 | 13 | 15 | 15 | 17...24 | 25 | 27 | 27 | 29 | 29 | 31 | 33 | 35 | 37 |
| 电气保护IP54 <i>IP 54 electric protection</i> | 保护帽1 CAP. 1  | ● | ● | ● | | | | | | | | | | | ● | |
| | 保护帽10 CAP. 10  | ● | ● | | | | | | | | | | | | ● | |
| | 保护帽12 CAP. 12  | | | | | | ● | | | | | | | | | |
| | 保护帽16 CAP. 16  | | | | ● | ● | | | | | | | | ● | | |
| | 保护帽30 CAP. 30  | | | | | | | | | | | | | | | ● |
| | 保护帽31 CAP. 31  | | | | | | | | | | | | | | | ● |
| 电气保护IP65 <i>IP 65 electric protection</i> | 保护帽3 CAP. 3  | ● | ● | ● | | | | | | | | | | | ● | |
| | 保护帽13 CAP. 13  | | | | ● | ● | | | | | | | | | | |
| | DIN 40050 连接器 <i>DIN 40050 connector</i>  | | | | | | ● | ● | ● | ● | ● | ● | ● | ● | ● | |
| 电气保护IP67 <i>IP 67 electric protection</i> | 保护帽14+飞线+连接器 <i>CAP. 14 + flying leads + connector</i>  | ● | | ● | ● | ● | | | | | | | | | ● | |
| | M12连接器 / M12 connector  | | | | ● | ● | ● | ● | ● | ● | ● | ● | ● | ● | | |
| | Deutsch接头  | | | | | | | | | | | | | ● | | |

电气数据 ELECTRIC DATA

| | | PMN | PMM | PM250 | MS | PS | PSM PSP | PMC PMC...D | PPC PPCF | PPC...D PPCF...D | PML | PPL | PSK | MPS | PHP | PHC |
|--------------------------------------|------------|-----|-----|-------|----|----|------------|----------------|-------------|---------------------|-----|-----|-----|-----|-----|-----|
| 电源 / <i>Power supply</i> | 12 Vac/dc | ● | ● | ● | ● | ● | ● | ● | ● | ● | ● | ● | ● | ● | ● | ● |
| | 24 Vac/dc | ● | ● | ● | ● | ● | ● | ● | ● | ● | ● | ● | ● | ● | ● | ● |
| | 48 Vac/dc | ● | ● | ● | ● | ● | ● | ● | ● | ● | ● | ● | ● | ● | ● | ● |
| | 110 Vac/dc | | | ● | ● | ● | ● | ● | ● | ● | ● | ● | ● | ● | ● | ● |
| | 220 Vac/dc | | | ● | ● | ● | ● | ● | ● | ● | ● | ● | ● | ● | ● | ● |
| | 250 Vac/dc | | | ● | ● | ● | ● | ● | ● | ● | ● | ● | ● | ● | ● | ● |
| 最大电流 / <i>Max. current</i> | < 30 mA | ● | ● | ● | ● | ● | ● | ● | ● | ● | ● | ● | ● | ● | ● | ● |
| | 0.5 A | ● | ● | ● | | | | | | | | | | | ● | |
| | 3 A | | | | | | | ● | ● | ● | ● | ● | ● | | | ● |
| | 4 A | | | | | | | | | | | | | | | ● |
| | 6 A | | | | ● | ● | ● | | | | | | | | | |
| | 7 A | | | | | | | | | | | | | ● | | |
| | 8 A | | | | | | | | | | | | | | | ● |
| | 10 A | | | | | | | ● | ● | ● | ● | ● | ● | ● | | |
| 15 A | | | | | | | | | | | | | | | ● | |
| 镀银触点 / <i>Silver plated contacts</i> | | ● | ● | ● | ● | ● | ● | ● | ● | ● | ● | ● | ● | ● | ● | ● |
| 镀金触点 / <i>Gold plated contacts</i> | | ● | ● | ● | ● | ● | ● | ● | ● | ● | ● | ● | ● | ● | ● | ● |
| 固定复位差 / <i>Fixed hysteresis</i> | | ● | ● | ● | ● | ● | ● | ● | ● | ● | ● | ● | ● | ● | ● | ● |
| 可调复位差 / <i>Adjustable hysteresis</i> | | | | | | | ● | | | | | | | | | |
| 本体 Ch 24 / <i>Body 24 AF</i> | | ● | ● | ● | ● | ● | | | | | ● | ● | | ● | ● | |
| 本体 Ch 27 / <i>Body 27 AF</i> | | | | | | | ● | | | | | | | | | |

ELETTROTEC保留未经事先通知更改产品技术数据或暂停生产的权利。该压力控制器触点受到强烈冲击或震动时可能会损坏。用户有责任对我们的产品是否适合特定应用进行测试，例如，材料的兼容性测试。仅在现场试验中得到证实的使用才是适当的。该样本中的技术信息基于产品开发过程中的测试和经验值的积累，他们可能并不适用于所有情况。

Elettrotec reserves the right to technical data of change to the products or halt production without prior notice. The pressure controller contacts can be damaged when subject to strong shocks or high vibration. It is the responsibility of the user to test the suitability of our products for the particular application, for example, the verification of material compatibility. The use may only be appropriate if proven in field tests. The technical information in this catalogue are based on tests made during product development and based on empirically gathered values. They may not be applicable in all cases.