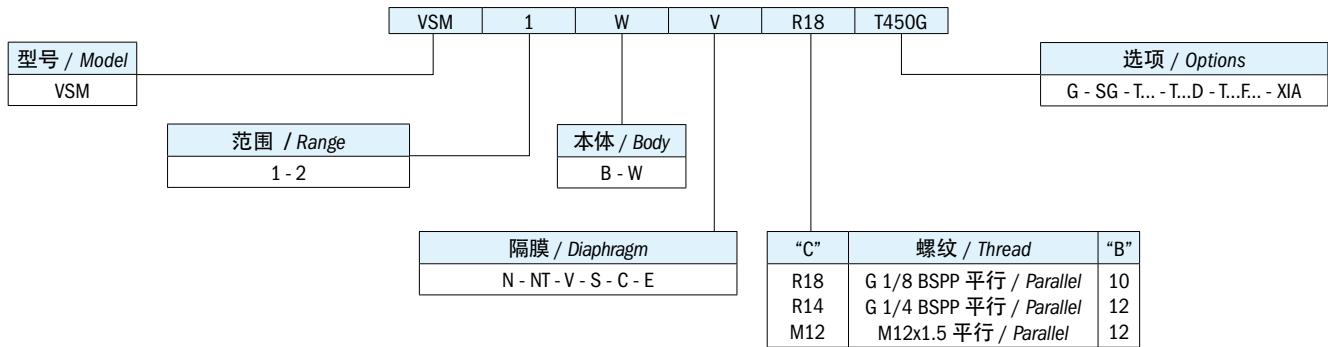


最大电压	250 Vac	Max. voltage	250 Vac
电流	6 (2) A	Current	6 (2) A
电触点	单刀双掷	Electrical contacts	SPDT
可调回差	10% ÷ 30% 设定点	Adjustable hysteresis	10% - 30% of set-point
温度范围	-30°C...+140°C (根据膜片/垫圈材料)	Temperature range	-30°C to +140°C (according to diaphragm/seal material)
25°C 时最大循环速率	120/1' (膜片式)	Max. cycle rate at 25°C	120/min. (diaphragm type)
防护	IP 65 DIN 40050 见第 56 页	Protection	IP 65 DIN 40050 see page 56
PG09 或 PG11 连接器	DIN 43650	PG09 or PG11 connector	DIN 43650
机械寿命	10 ⁶ 循环	Mechanical life	10 ⁶ operations
拧紧力矩	最大 5 Kg.m. 见第 3 页	Recommended tightening torque	Max. 5 Kg.m. see page 3

可用电气连接 / AVAILABLE ELECTRICAL CONNECTIONS

防护等级 IP 65 IP 65 PROTECTION		防护等级 IP 54 IP 54 PROTECTION	
<p>DIN 40050 连接器 DIN 40050 connector</p>	<p>红/绿双色 LED 透明连接器 Transparent connector with red/green bi-coloured led 型号 Type CLB</p>	<p>M12 连接器 M12 connector</p>	<p>编号 30013 型号 / Type CAP 12</p>

如何订购 / HOW TO ORDER



订购信息 / ORDERING INFORMATION

VSM...	带单刀双掷触点和回差可调的可调式真空控制器
本体材料	B 黄铜 W 316 不锈钢配置本体
可用隔膜 / 密封垫	N 丁腈橡胶(标准) (-5°C...+90°C) NT HNBR (-25°C...+140°C) V FKM (-5°C...+90°C) S 硅胶 (-30°C...+120°C) C Neoprene (-10°C...+90°C) E EPDM (-20°C...+110°C)
可用螺纹	R18 G 1/8 BSPP 平行 R14 G 1/4 BSPP 平行 M12 M12x1.5 平行
选项	G 用于低电流的镀金触点 SG 脱脂应用于氧气 T... 调节向上设定点到所需值 (如: -500 mbar) T...D 调节向下设定点到所需值 (如: -750 mbar) T...F... 设定动作值和复位差值, 如果复位差>10% 动作值, 最多可达30%的动作值 (例如:T40F10 设定动作值-400 mbar, 复位差值100 mbar) 出厂设置 XIA 本安配置 - 通过 ATEX Ex ia IIC T6/T5/T4 Ga 和 IECEx Ex ia IIC T6/T5/T4 Ga 认证

VSM...	Diaphragm vacuum controller with SPDT contacts
Body material	B Brass W S.s. 316
Available diaphragm/ seal	N NBR (standard) (-5°C to +90°C) NT HNBR (-25°C to +140°C) V FKM (-5°C to +90°C) S Silicone (-30°C to +120°C) C Neoprene (-10°C to +90°C) E EPDM (-20°C to +110°C)
Available threads	R18 G 1/8 BSPP parallel R14 G 1/4 BSPP parallel M12 M12x1.5 parallel
Options	G Gold-plated contacts for low current SG Degreased for applications with oxygen T... Set-point rising to the required value (ex. T500 rising set-point adjustment at -500 mbar) T...D Set-point falling to the required value (ex. T750D falling set-point adjustment at -750 mbar) T...F... Set-point and hysteresis at the required value if > 10% max. 30% of set-point (ex. T400F100 set-point at -400 mbar with hysteresis at 100 mbar) XIA XIA execution - Certified ATEX Ex ia IIC T6/T5/T4 Ga and IECEx Ex ia IIC T6/T5/T4 Ga

遵守2014/30/CE号指令。

IN COMPLIANCE WITH DIRECTIVE 2014/30/CE.

一般规格 / GENERAL SPECIFICATIONS

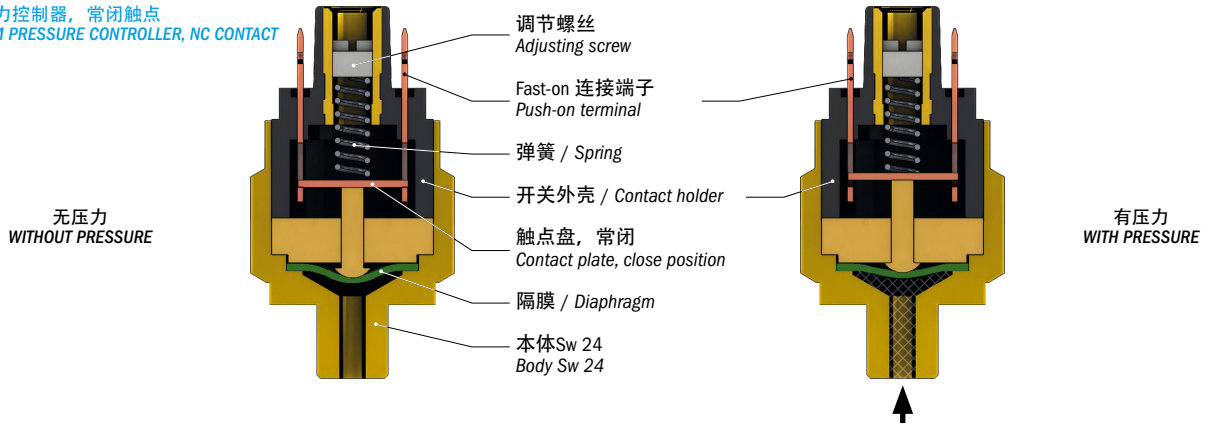
型号 MODEL	调整的相对压力范围 ADJUSTMENT RELATIVE PRESSURE RANGE mbar	尺寸 "A" DIMENSIONS "A" mm	最大静压 MAX. STATIC PRESSURE bar		25°C 时公差 TOLERANCE AT 25°C mbar	配置 EXECUTION
			黄铜 BRASS	316 不锈钢配置本体 S.s. 316		
VSM 1	-100 / -500	75	20		±50	膜片 Diaphragm
VSM 2	-500 / -900		20		±80	
VSM 1 W	-100 / -500			20	±50	
VSM 2 W	-500 / -900			20	±80	

Elettrotec保留未经事先通知更改产品技术数据或暂停生产的权利。该压力控制器触点受到强烈冲击或震动时可能会被损坏。用户有责任对我们的产品是否适合特定应用进行测试, 例如, 材料的兼容性测试。仅在现场试验中得到证实的使用才是适当的。该样本中的技术信息基于产品开发过程中的测试和经验值的积累, 他们可能并不适用于所有情况。

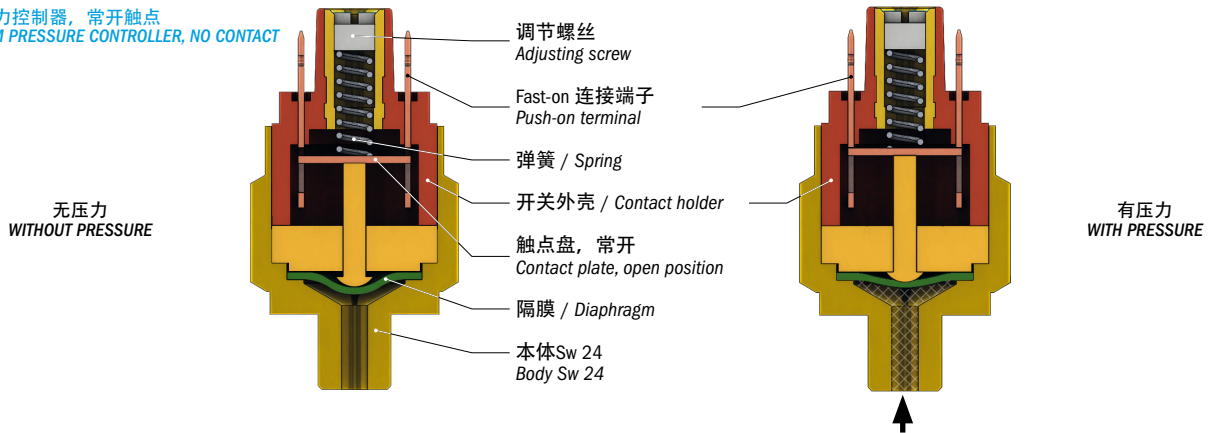
Elettrotec reserves the right to technical data of change to the products or halt production without prior notice. The pressure controller contacts can be damaged when subject to strong shocks or high vibration. It is the responsibility of the user to test the suitability of our products for the particular application, for example, the verification of material compatibility. The use may only be appropriate if proven in field tests. The technical information in this catalogue are based on tests made during product development and based on empirically gathered values. They may not be applicable in all cases.

常规技术参数 GENERAL TECHNICAL DATA

隔膜式压力控制器，常闭触点
DIAPHRAGM PRESSURE CONTROLLER, NC CONTACT



隔膜式压力控制器，常开触点
DIAPHRAGM PRESSURE CONTROLLER, NO CONTACT



建议紧固力矩 / RECOMMENDED TIGHTENING TORQUES

黄铜 / Brass		镀锌钢 Zinc plated steel		316不锈钢 / S.s. 316	
螺纹 Thread	建议紧固力矩* Recommended tightening torque Nm	螺纹 Thread	建议紧固力矩* Recommended tightening torque Nm	螺纹 Thread	建议紧固力矩* Recommended tightening torque Nm
R18	17	R18	22	R18	24
18K	17	18K	22	18K	24
18NPT	17	18NPT	22	18NPT	24
5/8UNF	30	5/8UNF	40	5/8UNF	45
R12	40	R12	55	R12	60
R14	25	R14	35	R14	40
14K	25	14K	35	14K	40
14NPT	25	14NPT	35	14NPT	40
M10	18	M10	25	M10	30
M12	23	M12	32	M12	35
10K	18	10K	25	10K	30
34K	50	34K	70	34K	80

电气触点分类 / ELECTRICAL CONTACTS APPLIED













触点材料 / Contacts			DIN-EN-60947-5-1 标准 Standard DIN-EN-60947-5-1	IEC60617电气符号 Symbol IEC 60617
NO	NO 常开 NO normally open	单刀单掷 SPST	X	
NC	NC 常闭 NC normally closed	单刀单掷 SPST	Y	
SC	SC 可切换 CO change over (snap action)	单刀双掷 SPDT	C	

* 不适当的扭矩可能会影响开关的机械寿命。相关法规以多种方式表达。通过改变用于制造开关本体的材料类型，也将改变紧固扭矩。

* Improper torque may affect the mechanical life of the switch. The relevant legislation has been expressed in various ways. By varying the type of material used to make the switch body, will also vary the tightening torque.

压力控制器 / PRESSURE CONTROLLERS

电气保护 ELECTRIC PROTECTIONS

		PMN	PMM	PM250	MS	PS	PSM PSP	PMC PMC...D	PPC PPCF	PPC...D PPCF...D	PML	PPL	PSK	MPS	PHP	PHC
页 / Page		9	11	13	15	15	17...24	25	27	27	29	29	31	33	35	37
电气保护IP54 IP 54 electric protection	保护帽1 CAP. 1 	●	●	●											●	
	保护帽10 CAP. 10 	●	●												●	
	保护帽12 CAP. 12 						●									
	保护帽16 CAP. 16 				●	●								●		
	保护帽30 CAP. 30 															●
	保护帽31 CAP. 31 															●
电气保护IP65 IP 65 electric protection	保护帽3 CAP. 3 	●	●	●											●	
	保护帽13 CAP. 13 				●	●										
	DIN 40050 连接器 DIN 40050 connector 						●	●	●	●	●	●	●	●	●	●
电气保护IP67 IP 67 electric protection	保护帽14+飞线+连接器 CAP. 14 + flying leads + connector 	●		●	●	●									●	
	M12连接器 / M12 connector 				●	●	●	●	●	●	●	●	●	●	●	
	Deutsch接头 													●		

电气数据 ELECTRIC DATA

		PMN	PMM	PM250	MS	PS	PSM PSP	PMC PMC...D	PPC PPCF	PPC...D PPCF...D	PML	PPL	PSK	MPS	PHP	PHC
电源 / Power supply	12 Vac/dc	●	●	●	●	●	●	●	●	●	●	●	●	●	●	●
	24 Vac/dc	●	●	●	●	●	●	●	●	●	●	●	●	●	●	●
	48 Vac/dc	●	●	●	●	●	●	●	●	●	●	●	●	●	●	●
	110 Vac/dc			●	●	●	●	●	●	●	●	●	●	●	●	●
	220 Vac/dc			●	●	●	●	●	●	●	●	●	●	●	●	●
	250 Vac/dc			●	●	●	●	●	●	●	●	●	●	●	●	●
最大电流 / Max. current	< 30 mA	●	●	●	●	●	●	●	●	●	●	●	●	●	●	●
	0.5 A	●	●	●											●	
	3 A							●	●	●	●	●	●			●
	4 A															●
	6 A				●	●	●									
	7 A													●		
	8 A															●
	10 A							●	●	●	●	●	●	●		
15 A															●	
镀银触点 / Silver plated contacts		●	●	●	●	●	●	●	●	●	●	●	●	●	●	●
镀金触点 / Gold plated contacts		●	●	●	●	●	●	●	●	●	●	●	●	●	●	●
固定复位差 / Fixed hysteresis		●	●	●	●	●	●	●	●	●	●	●	●	●	●	●
可调复位差 / Adjustable hysteresis							●									
本体 Ch 24 / Body 24 AF		●	●	●	●	●					●	●		●	●	
本体 Ch 27 / Body 27 AF							●									

ELETTROTEC保留未经事先通知更改产品技术数据或暂停生产的权利。该压力控制器触点受到强烈冲击或震动时可能会损坏。用户有责任对我们的产品是否适合特定应用进行测试，例如，材料的兼容性测试。仅在现场试验中得到证实的使用才是适当的。该样本中的技术信息基于产品开发过程中的测试和经验值的积累，他们可能并不适用于所有情况。

Elettrotec reserves the right to technical data of change to the products or halt production without prior notice. The pressure controller contacts can be damaged when subject to strong shocks or high vibration. It is the responsibility of the user to test the suitability of our products for the particular application, for example, the verification of material compatibility. The use may only be appropriate if proven in field tests. The technical information in this catalogue are based on tests made during product development and based on empirically gathered values. They may not be applicable in all cases.