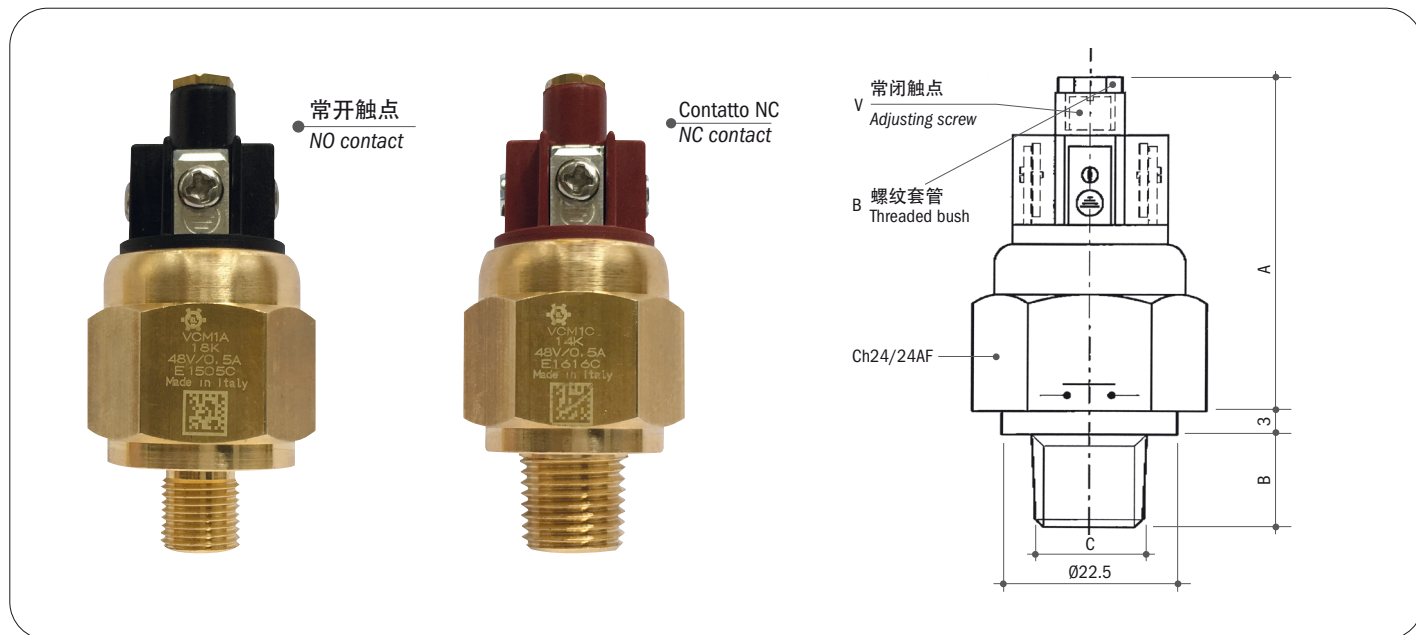


# VCM 带螺丝端子的真空控制器

## Adjustable vacuum controllers with screw terminals



最大电压	48 Vca/cc	Max voltage	48 Vac/dc
电流	0,5(0,2)A	Current	0.5(0.2)A
隔膜	见表隔膜	Diaphragm	See reference list below
温度范围	-30°C...+140°C (根据膜片材料)	Temperature range	-30°C to +140°C (according to diaphragm material)
25°C 时最大循环速率	200/1'	Max. cycles rate at 25°C	200/min
防护	IP 00 见第 54 页	Protection (terminals)	IP 00 see page 54
带保护帽 10 的防护	IP 54 见第 54 页	Protection with CAP10	IP 54 see page 54
带保护帽 1 的防护	IP 54 见第 54 页	Protection with CAP1	IP 54 see page 54
带保护帽 3 的防护	IP 65 见第 54 页	Protection with CAP3	IP 65 see page 54
开关外壳	尼龙 66	Switch housing	PA 66
机械寿命	10 <sup>6</sup> 循环	Mechanical life	10 <sup>6</sup> operations
强度试验	1500 V - 10 mA - 10"	Strength test	1500 V - 10 mA - 10"
建议拧紧力矩	最大 4 Kg.m. 见第 3 页	Recommended tightening torque	Max. 4 Kg.m. see page 3
电触点	镀银铜3微米	Contact	Silver-plated copper at 3 microns

### 保护帽 / PROTECTION CAPS

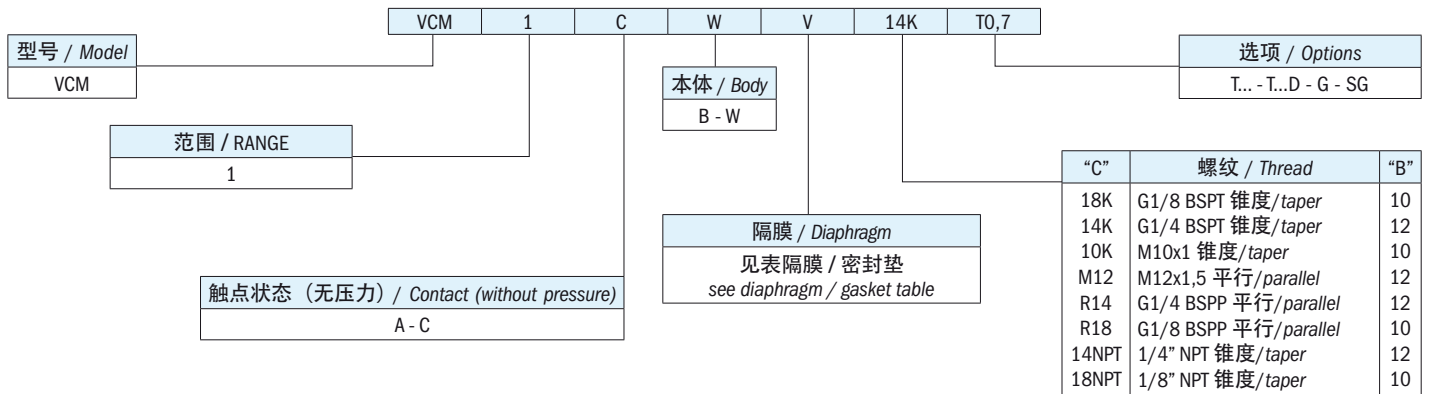
#### 防护等级 IP 54 / IP 54 PROTECTION



#### 防护等级 IP 65 / IP 65 PROTECTION



### 如何订购 / HOW TO ORDER



### 订购信息 / ORDERING INFORMATION

<b>VCM</b>	带螺丝端子的真空控制器 6,3 x 0,8
A	常开触点
C	常闭触点
<b>本体材料 24AF</b>	B 黄铜
W	316 不锈钢配置本体
<b>可用隔膜 / 密封垫</b>	N NBR (-5°C...+60°C)
V	FKM (-5°C...+90°C)
S	硅胶 (-30°C...+120°C)
NT	HNBR (-25°C...+140°C)
E	EPDM (-20°C...+120°C)
<b>可用螺纹</b>	18K G1/8 BSPT 锥度
14K	G1/4 BSPT 锥度
10K	M10x1 锥度
M12	M12x1,5 平行
R14	G1/4 BSPP 平行
R18	G1/8 BSPP 平行
14NPT	1/4" NPT 锥度
18NPT	1/8" NPT 锥度
<b>选项</b>	G 用于低电流的镀金触点
SG	脱脂应用于氧气
T...	设定点调整上升 (如: -400 mbar)
T...D	设定点调整下降 (如: -400 mbar)

符合2004/108 CE规范EMC N° 147E/96报告

<b>VCM</b>	Vacuum controller with faston 6,3 x 0,8
A	N/O contact (without vacuum)
C	N/C contact (without vacuum)
<b>24 AF body material</b>	B Brass
(see general specifications)	W S.S. 316
<b>Available diaphragm/ Gasket</b>	N NBR (-5°C to +60°C)
V	FKM (-5°C to +90°C)
S	Silicone (-30°C to +120°C)
NT	HNBR (-25°C to +140°C)
E	EPDM (-20°C to +120°C)
<b>Available threads</b>	18K G1/8 BSPT taper
14K	G1/4 BSPT taper
10K	M10x1 taper
M12	M12x1.5 parallel
R14	G1/4 BSPP parallel
R18	G1/8 BSPP parallel
14NPT	1/4" NPT taper
18NPT	1/8" NPT taper
<b>Options</b>	G Gold-plated contacts for low current
SG	Degreased for applications with oxygen
T	Set-point adjustment rising (ex. at -400 mbar)
T...D	Set-point adjustment falling (ex. at -400 mbar)

IN COMPLIANCE WITH 2004/108 CE RULES EMC N° 147E/96 REPORT.

### 一般规格 / GENERAL SPECIFICATIONS

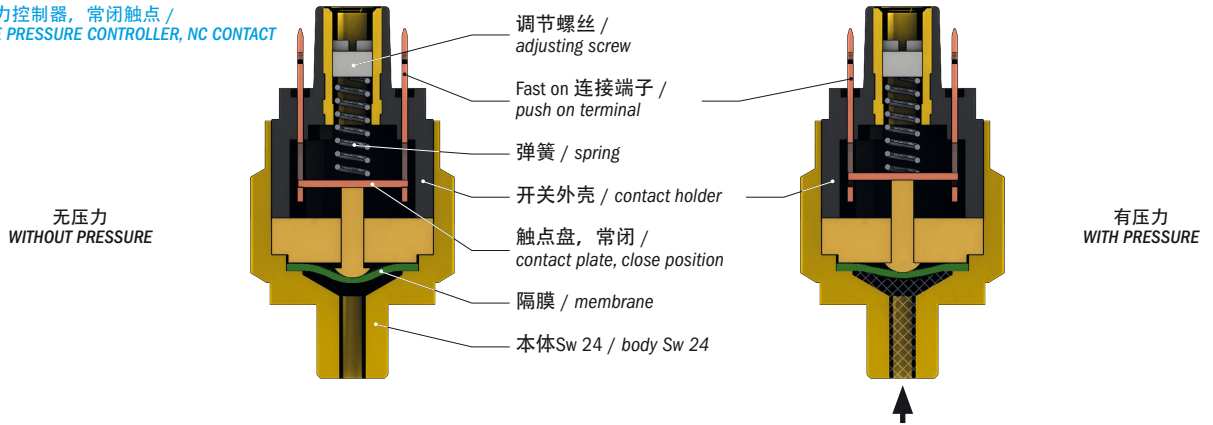
型号 MODEL	调整的相对压力范围 ADJUSTMENT RELATIVE PRESSURE RANGE bar	尺寸 DIMENSIONS mm	最大静压 MAX. STATIC PRESSURE bar	25°C 时公差 TOLERANCE AT 25°C mbar	25°C时最大固定磁滞 MAX FIXED HYSTERESIS AT 25°C mbar	配置 EXECUTION
VCM1	-200 /-900	A 46	20	± 50	20	隔膜 Diaphragm

ELETTROTEC保留未经事先通知更改产品技术数据或暂停生产的权利。该压力控制器触点受到强烈冲击或震动时可能会被损坏。用户有责任对我们的产品是否适合特定应用进行测试，例如，材料的兼容性测试。仅在现场试验中得到证实的使用才是适当的。该样本中的技术信息基于产品开发过程中的测试和经验值的积累，他们可能并不适用于所有情况。

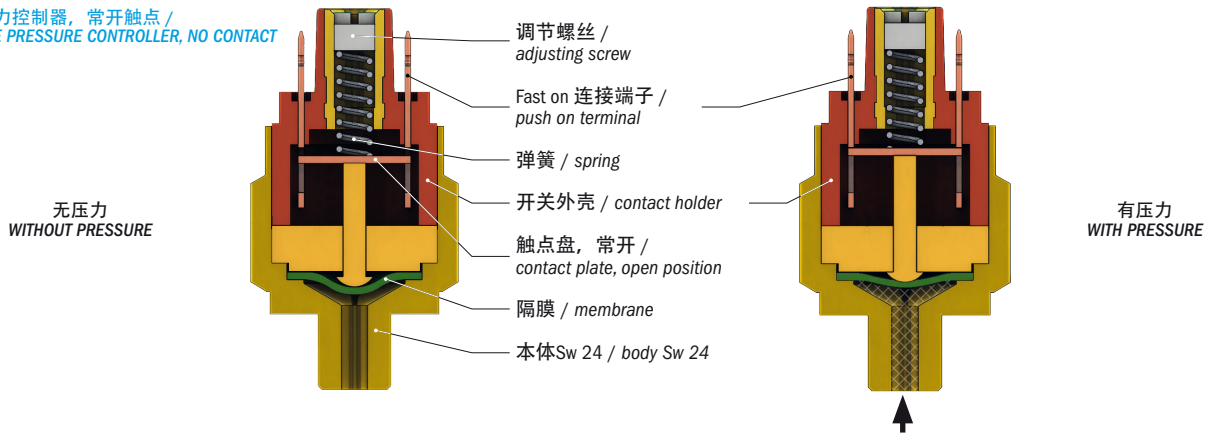
Elettrotec reserves the right to technical data of change to the products or halt production without prior notice. The pressure controller contacts can be damaged when subject to strong shocks or high vibration. It is the responsibility of the user to test the suitability of our products for the particular application, for example, the verification of material compatibility. The use may only be appropriate if proven in field tests. The technical information in this catalogue are based on tests made during product development and based on empirically gathered values. They may not be applicable in all cases.

# 常规技术参数 GENERAL TECHNICAL DATA

隔膜式压力控制器，常闭触点 /  
MEMBRANE PRESSURE CONTROLLER, NC CONTACT



隔膜式压力控制器，常开触点 /  
MEMBRANE PRESSURE CONTROLLER, NO CONTACT



建议紧固力矩 / RECOMMENDED TIGHTENING TORQUES

黄铜 / Brass		镀锌钢 / Zinc plated carbon steel		316不锈钢 / S.S. 316	
螺纹 / Thread	建议紧固力矩* / Recommended tightening torque / Nm	螺纹 / Thread	建议紧固力矩* / Recommended tightening torque / Nm	螺纹 / Thread	建议紧固力矩* / Recommended tightening torque / Nm
R18	17	R18	22	R18	24
18K	17	18K	22	18K	24
18NPT	17	18NPT	22	18NPT	24
5/8UNF	30	5/8UNF	40	5/8UNF	45
R12	40	R12	55	R12	60
R14	25	R14	35	R14	40
14K	25	14K	35	14K	40
14NPT	25	14NPT	35	14NPT	40
M10	18	M10	25	M10	30
M12	23	M12	32	M12	35
10K	18	10K	25	10K	30
34K	50	34K	70	34K	80

电气触点分类 / ELECTRICAL CONTACTS APPLIED










			DIN-EN-60947-5-1 标准 Standard DIN-EN-60947-5-1	IEC60617电气符号 Symbol IEC 60617
NA	NA 常开 NO normally open	单刀单掷 SPST	X	
NC	NC 常闭 NC normally closed	单刀单掷 SPST	Y	
SC	SC 可切换 CO change over (snap action)	单刀双掷 SPDT	C	

\* 不适当的扭矩可能会影响开关的机械寿命。相关法规以多种方式表达。伊莱科将材料所能承受的应力限制在屈服点的某个百分比。通过改变用于制造开关本体的材料类型，也将改变紧固扭矩。

\* Improper torque may affect the mechanical life of the switch. The relevant legislation has been expressed in various ways. Eletrotec limits the stress tolerated by the material to a percentage of the yield point. By varying the type of material used to make the switch body, will also vary the tightening torque.

## 真空控制器 / VACUUM CONTROLLERS

### 电气保护 / ELECTRIC PROTECTIONS

		VCN	VCM	VS	VSM	VMC
<b>页 / Page</b>		55	57	59	61	63
电气保护IP54 / IP 54 electric protection	保护帽1 / CAP 1 	●	●			
	保护帽10 / CAP 10 	●	●			
	保护帽12 / CAP 12 				●	
	保护帽16 / CAP 16 			●		
电气保护IP65 / IP 65 electric protection	保护帽3 / CAP 3 		●			
	保护帽13 / CAP 13 			●		
	Din40050连接器 / Din 40050 Connector 				●	●
电气保护IP67 / IP 67 electric protection	保护帽14+飞线+连接器 Cap 14 + Flying Leads + Connector 			●		
	M12连接器 / M12 Connector 			●		

### 技术参数 / TECHNICAL DATA

		VCN	VCM	VS	VSM	VMC
电源 / Power supply	12 Vca/cc	●	●	●	●	●
	24 Vca/cc	●	●	●	●	●
	48 Vca/cc	●	●	●	●	●
	110 Vca/cc			●	●	●
	220 Vca/cc			●	●	●
	250 Vca/cc			●	●	●
最大电流 / Max. current	< 30 mA	●	●	●	●	●
	0,5 A	●	●			
	3 A					●
	6 A			●	●	
镀银触点 / Silver plated contacts		●	●	●	●	●
镀金触点 / Gold plated contacts		●	●	●	●	●
固定复位差 / Fixed Hysteresis		●	●	●		●
可调复位差 / Adjustable Hysteresis					●	
本体 24AF / Body 24 AF		●	●	●		
本体 27AF / Body 27 AF					●	

ELETTROTEC保留未经事先通知更改产品技术数据或暂停生产的权利。该压力控制器触点受到强烈冲击或震动时可能会被损坏。用户有责任对我们的产品是否适合特定应用进行测试，例如，材料的兼容性测试。仅在现场试验中得到证实的使用才是适当的。该样本中的技术信息基于产品开发过程中的测试和经验值的积累，他们可能并不适用于所有情况。

Elettrotec reserves the right to technical data of change to the products or halt production without prior notice. The pressure controller contacts can be damaged when subject to strong shocks or high vibration. It is the responsibility of the user to test the suitability of our products for the particular application, for example, the verification of material compatibility. The use may only be appropriate if proven in field tests. The technical information in this catalogue are based on tests made during product development and based on empirically gathered values. They may not be applicable in all cases.