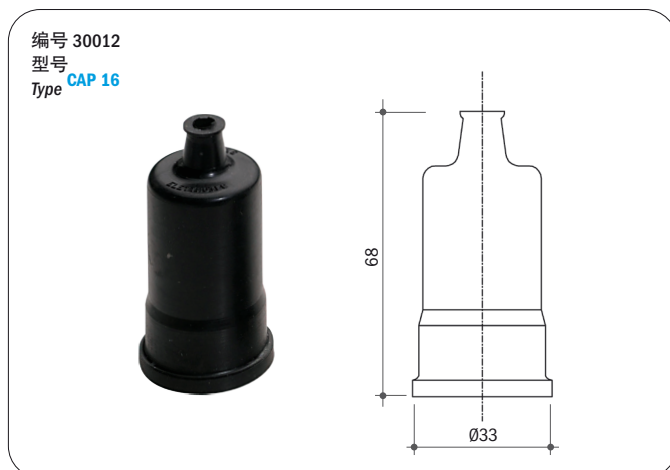


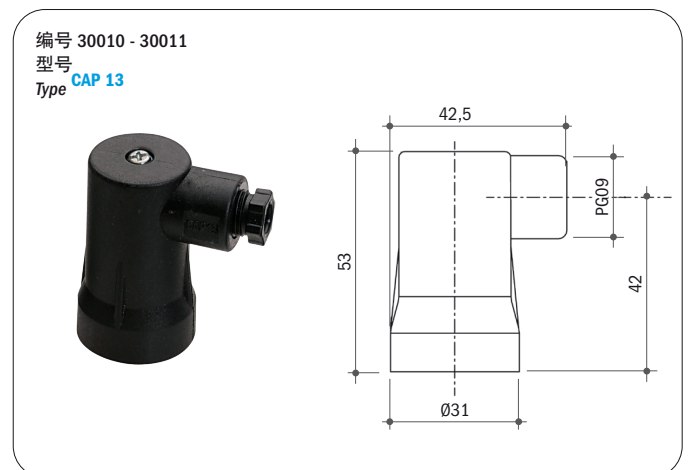
切换容量	6(2)A / 250 Vca	Switch rating	6(2)A / 250 Vac
切换容量	2(1)A / 24 Vcc	Switch rating	2(1)A / 24 Vdc
最大额定值 - 金触点	30mA / 30 Vcc	Max rating - gold contacts	30mA / 30 Vdc
温度范围	-30°C...+140°C (根据膜片材料)	Temperature range	-30°C to +140°C (according to diaphragm material)
25°C 时最大循环速率	120/1'	Max. cycle rate at 25°C	120/min
防护终端	IP00 见第 54 页	Protection terminals	IP00 see page 54
带保护帽 13 的防护	IP65 见第 54 页	Protection with CAP13	IP65 see page 54
带保护帽 16 的防护	IP54 见第 54 页	Protection with CAP16	IP54 see page 54
开关外壳	尼龙 66	Switch housing	PA 66
机械寿命	10 ⁶ 循环	Mechanical life	10 ⁶ operations
开关绝缘	C 根据 VDE 0110 设定	Switch insulation	C according to VDE 0110
拧紧力矩	4 Kgm 见第 3 页	Recommended tightening torque	4 Kgm see page 3

保护帽 / PROTECTION CAPS

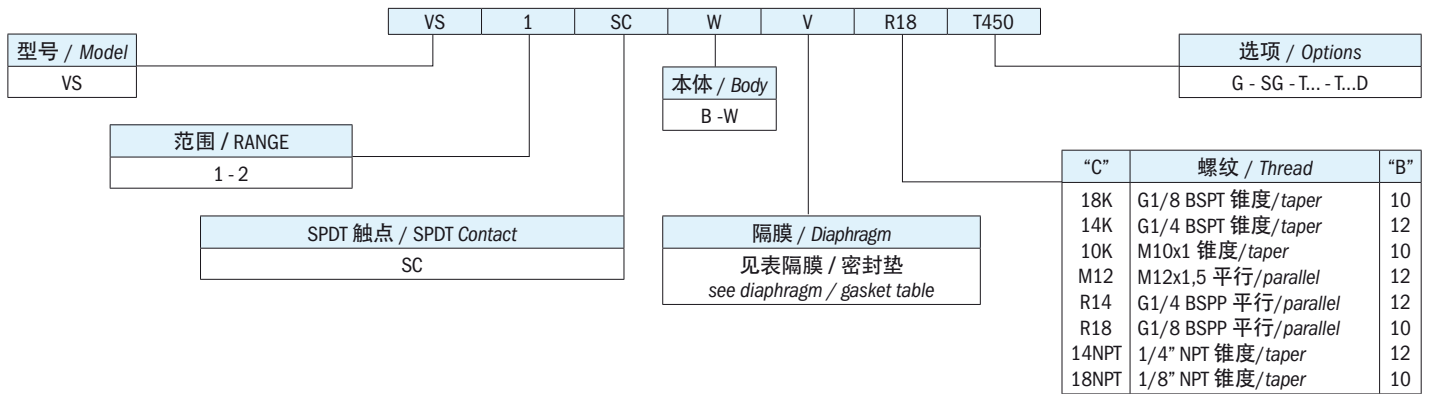
防护等级 IP 54 / IP 54 PROTECTION



防护等级 IP 65 / IP 65 PROTECTION



如何订购 / HOW TO ORDER



SPIEGAZIONE DELLE SIGLE DI ORDINAZIONE / ORDERING INFORMATION

VS	带单刀双掷触点的可调式真空控制器		
触点状态	SC	单刀双掷触点	
本体材料 24AF	B	黄铜	
	W	316 不锈钢配置本体	
可用隔膜 / 密封垫	N	NBR	-5°C...+90°C
	NT	HNBR	-25°C...+140°C
	V	FKM	-5°C...+90°C
	S	硅胶 红色硅胶	-30°C...+120°C
可用螺纹	18K	G1/8 BSPT 锥度	
	14K	G1/4 BSPT 锥度	
	10K	M10x1 锥度	
	M12	M12x1.5 平行	
	R14	G1/4 BSPP 平行	
	R18	G1/8 BSPP 平行	
	14NPT	1/4" NPT 锥度	
	18NPT	1/8" NPT 锥度	
选项	G	用于低电流的镀金触点	
	SG	脱脂应用于氧气	
	T...	调节向上设定点到所需值 (如: -500 mbar)	
	T...D	调节向下设定点到所需值 (如: -500 mbar)	

VS	Diaphragm vacuum controller		
Contact	SC	SPDT C/O contact	
24 AF body material	B	Brass	
	W	S.S. 316	
Available diaphragm/ Gasket	N	NBR	-5°C to +90°C
	NT	HNBR	-25°C to +140°C
	V	FKM	-5°C to +90°C
	S	Red silicone	-30°C to +120°C
Available threads	18K	G1/8 BSPT taper	
	14K	G1/4 BSPT taper	
	10K	M10x1 taper	
	M12	M12x1.5 parallel	
	R14	G1/4 BSPP parallel	
	R18	G1/8 BSPP parallel	
	14NPT	1/4" NPT taper	
	18NPT	1/8" NPT taper	
Options	G	Gold-plated contacts for low current applications	
Setting	SG	Pressure controllers degreased for applications with oxygen	
	T...	Set up rising to the required value (ex. T500 rising set-point adjustment at -500 mbar)	
	T...D	Set up falling to the required value (ex. T750D falling set-point adjustment at -750 mbar)	

遵守2014/30/CE号指令。

IN COMPLIANCE WITH DIRECTIVE 2014/30/CE.

一般规格 GENERALI / GENERAL SPECIFICATIONS

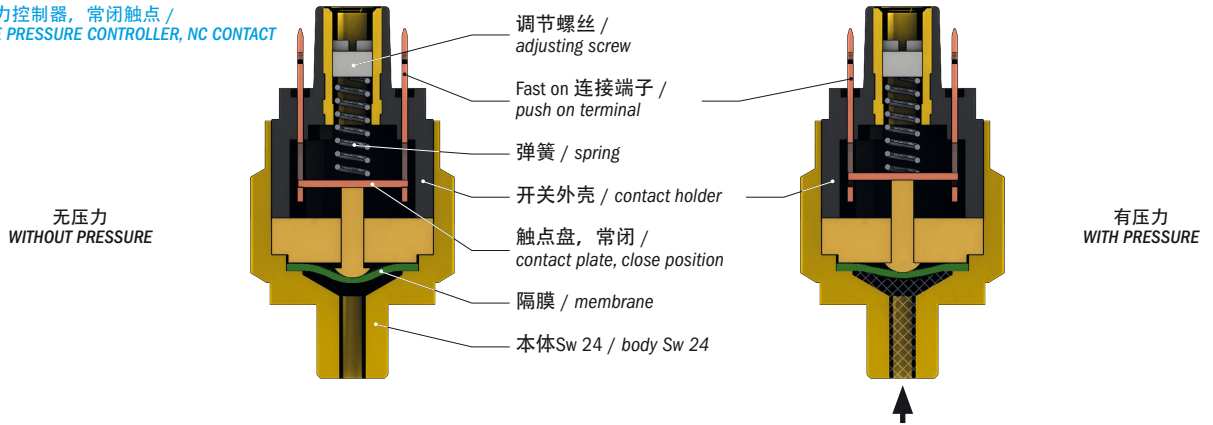
型号 MODEL	调整的相对压力范围 ADJUSTMENT RELATIVE PRESSURE RANGE mbar	尺寸 "A" DIMENSIONS "A" mm	最大静压 MAX. STATIC PRESSURE bar		25°C 时固定滞后 FIXED HYSTERESIS AT 25°C mbar	25°C 时公差 TOLERANCE AT 25°C mbar	配置 EXECUTION
			黄铜 BRASS	316 不锈钢配置本体 S.S. 316			
VS 1	-200 / -500	57	20	20	100	±50	隔膜
VS 2	-500 / -900		20	20	100	±50	Diaphragm

ELETTROTEC保留未经事先通知更改产品技术数据或暂停生产的权利。该压力控制器触点受到强烈冲击或震动时可能会损坏。用户有责任对我们的产品是否适合特定应用进行测试，例如，材料的兼容性测试。仅在现场试验中得到证实的使用才是适当的。该样本中的技术信息基于产品开发过程中的测试和经验值的积累，他们可能并不适用于所有情况。

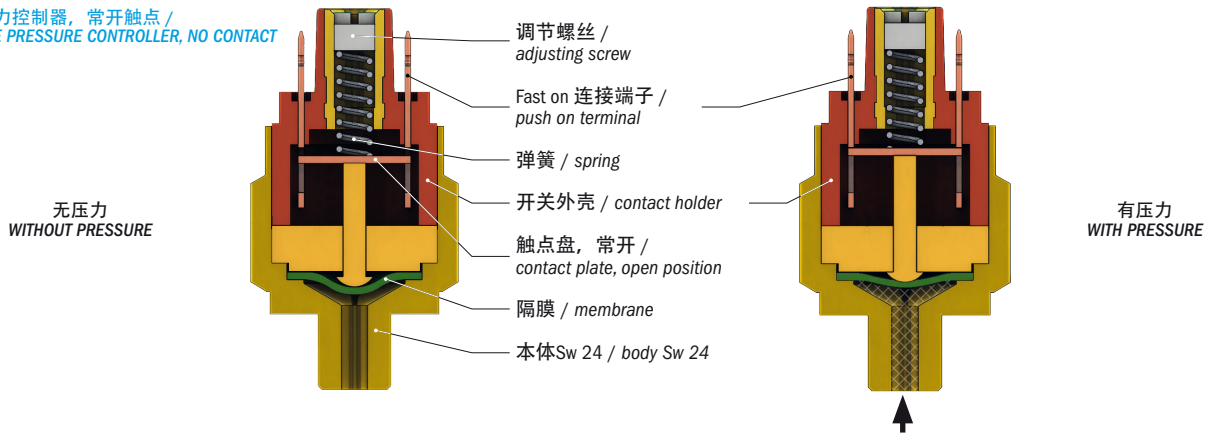
Elettrotec reserves the right to technical data of change to the products or halt production without prior notice. The pressure controller contacts can be damaged when subject to strong shocks or high vibration. It is the responsibility of the user to test the suitability of our products for the particular application, for example, the verification of material compatibility. The use may only be appropriate if proven in field tests. The technical information in this catalogue are based on tests made during product development and based on empirically gathered values. They may not be applicable in all cases.

常规技术参数 GENERAL TECHNICAL DATA

隔膜式压力控制器，常闭触点 /
MEMBRANE PRESSURE CONTROLLER, NC CONTACT



隔膜式压力控制器，常开触点 /
MEMBRANE PRESSURE CONTROLLER, NO CONTACT



建议紧固力矩 / RECOMMENDED TIGHTENING TORQUES

黄铜 / Brass		镀锌钢 / Zinc plated carbon steel		316不锈钢 / S.S. 316	
螺纹 Thread	建议紧固力矩* Recommended tightening torque Nm	螺纹 Thread	建议紧固力矩* Recommended tightening torque Nm	螺纹 Thread	建议紧固力矩* Recommended tightening torque Nm
R18	17	R18	22	R18	24
18K	17	18K	22	18K	24
18NPT	17	18NPT	22	18NPT	24
5/8UNF	30	5/8UNF	40	5/8UNF	45
R12	40	R12	55	R12	60
R14	25	R14	35	R14	40
14K	25	14K	35	14K	40
14NPT	25	14NPT	35	14NPT	40
M10	18	M10	25	M10	30
M12	23	M12	32	M12	35
10K	18	10K	25	10K	30
34K	50	34K	70	34K	80

电气触点分类 / ELECTRICAL CONTACTS APPLIED










			DIN-EN-60947-5-1 标准 Standard DIN-EN-60947-5-1	IEC60617电气符号 Symbol IEC 60617
NA	NA 常开 NO normally open	单刀单掷 SPST	X	
NC	NC 常闭 NC normally closed	单刀单掷 SPST	Y	
SC	SC 可切换 CO change over (snap action)	单刀双掷 SPDT	C	

* 不适当的扭矩可能会影响开关的机械寿命。相关法规以多种方式表达。伊莱科将材料所能承受的应力限制在屈服点的某个百分比。通过改变用于制造开关本体的材料类型，也将改变紧固扭矩。

* Improper torque may affect the mechanical life of the switch. The relevant legislation has been expressed in various ways. Eletrotec limits the stress tolerated by the material to a percentage of the yield point. By varying the type of material used to make the switch body, will also vary the tightening torque.

真空控制器 / VACUUM CONTROLLERS

电气保护 / ELECTRIC PROTECTIONS

		VCN	VCM	VS	VSM	VMC
页 / Page		55	57	59	61	63
电气保护IP54 / IP 54 electric protection	保护帽1 / CAP 1 	●	●			
	保护帽10 / CAP 10 	●	●			
	保护帽12 / CAP 12 				●	
	保护帽16 / CAP 16 			●		
电气保护IP65 / IP 65 electric protection	保护帽3 / CAP 3 		●			
	保护帽13 / CAP 13 			●		
	Din40050连接器 / Din 40050 Connector 				●	●
电气保护IP67 / IP 67 electric protection	保护帽14+飞线+连接器 Cap 14 + Flying Leads + Connector 			●		
	M12连接器 / M12 Connector 			●		

技术参数 / TECHNICAL DATA

		VCN	VCM	VS	VSM	VMC
电源 / Power supply	12 Vca/cc	●	●	●	●	●
	24 Vca/cc	●	●	●	●	●
	48 Vca/cc	●	●	●	●	●
	110 Vca/cc			●	●	●
	220 Vca/cc			●	●	●
	250 Vca/cc			●	●	●
最大电流 / Max. current	< 30 mA	●	●	●	●	●
	0,5 A	●	●			
	3 A					●
	6 A			●	●	
镀银触点 / Silver plated contacts		●	●	●	●	●
镀金触点 / Gold plated contacts		●	●	●	●	●
固定复位差 / Fixed Hysteresis		●	●	●		●
可调复位差 / Adjustable Hysteresis					●	
本体 24AF / Body 24 AF		●	●	●		
本体 27AF / Body 27 AF					●	

ELETTROTEC保留未经事先通知更改产品技术数据或暂停生产的权利。该压力控制器触点受到强烈冲击或震动时可能会被损坏。用户有责任对我们的产品是否适合特定应用进行测试，例如，材料的兼容性测试。仅在现场试验中得到证实的使用才是适当的。该样本中的技术信息基于产品开发过程中的测试和经验值的积累，他们可能并不适用于所有情况。

Elettrotec reserves the right to technical data of change to the products or halt production without prior notice. The pressure controller contacts can be damaged when subject to strong shocks or high vibration. It is the responsibility of the user to test the suitability of our products for the particular application, for example, the verification of material compatibility. The use may only be appropriate if proven in field tests. The technical information in this catalogue are based on tests made during product development and based on empirically gathered values. They may not be applicable in all cases.